


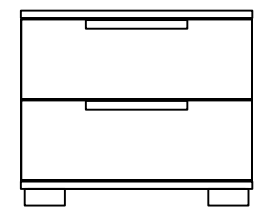


SARAH

Fitting check list

A		Wooden dowels (8 pcs)
B		Screw for feet TBL 6MA (4 pcs)
C		Screw for handles TBL 4MA (4 pcs)



Tipologia	SARAH Bedroom
Codice	MODERN HANDLE
Project	Night Table

Status - Albina di Gaiarine (Italy) - www.statusitaly.it
 TEL +39 0434 75195 FAX +39 0434759553

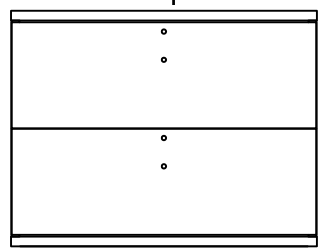
IMPORTANT
ASSEMBLING THIS
UNIT NEEDS
MINIMUM 2 PEOPLE



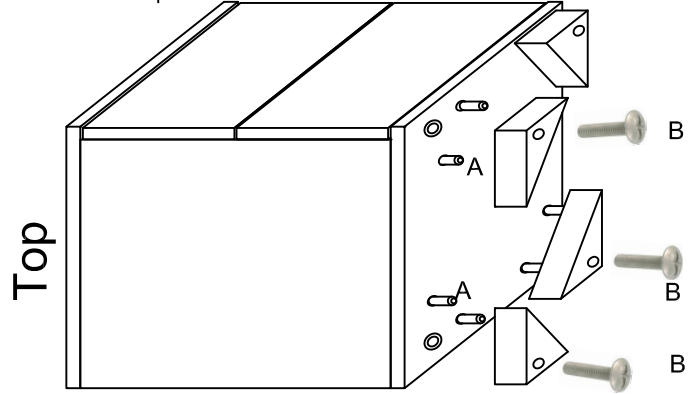
NO
DON'T USE THE DRILL



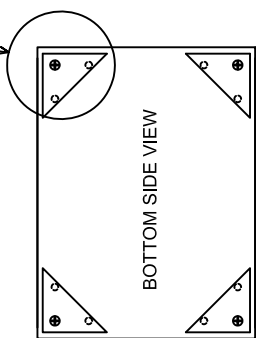
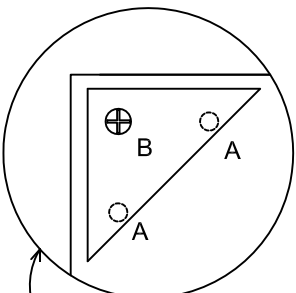
Top



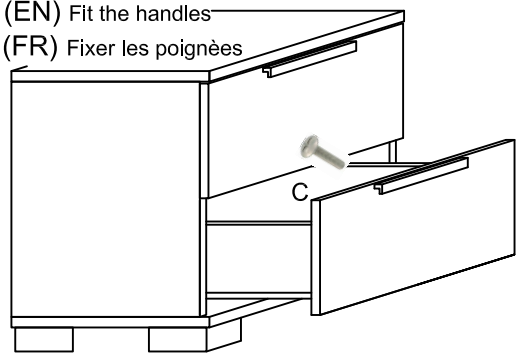
1(EN)
Turn the night table on the his
back side and fix the feet
1(FR)
Poser le dresseoir sur son
dos et fixer les pieds



Top






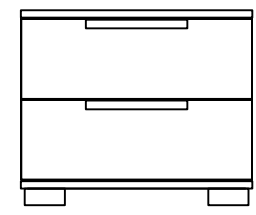
2 (EN) Fit the handles
2 (FR) Fixer les poignées



SARAH

Fitting check list

A		Wooden dowels (8 pcs)
B		Screw for feet TBL 6MA (4 pcs)
C		Screw for handles TBL 4MA (4 pcs)



Tipologia	SARAH Bedroom
Codice	MODERN HANDLE
Project	Night Table

Status - Albina di Gaiarine (Italy) - www.statusitaly.it
 TEL +39 0434 75195 FAX +39 0434759553

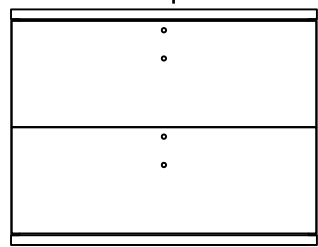
IMPORTANT
ASSEMBLING THIS
UNIT NEEDS
MINIMUM 2 PEOPLE



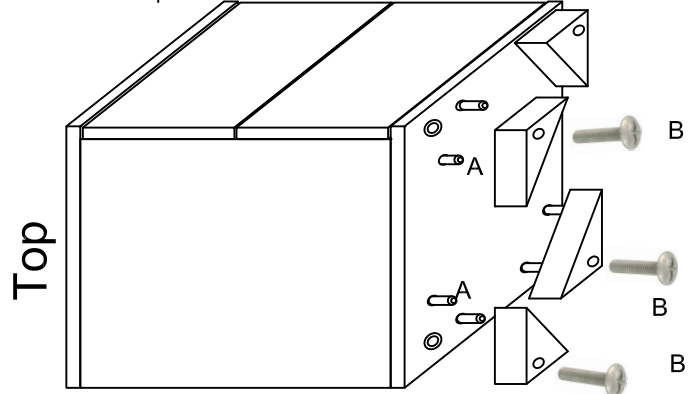
NO
DON'T USE THE DRILL



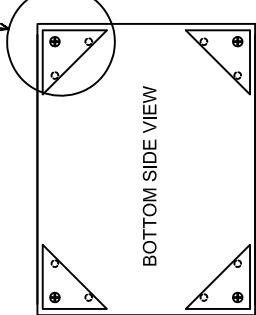
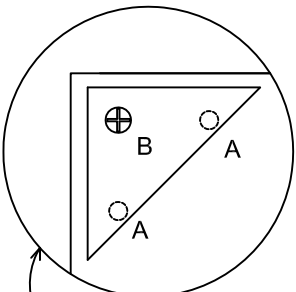
Top



1(EN)
Turn the night table on the his
back side and fix the feet
1(FR)
Poser le dresseoir sur son
dos et fixer les pieds



Top



2 (EN) Fit the handles
2 (FR) Fixer les poignées

