











# ASSEMBLY INSTRUCTIONS / LES INSTRUCTIONS D'ASSEMBLAGE





## 9591-3 Parts List / Liste de Pieces

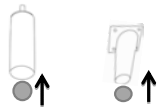
 4 PC	 1 PC
 16 PC	 1 PC
 5 PC	

## 9591-2 Parts List / Liste de Pieces

 4 PC	 1 PC
 16 PC	 1 PC
 5 PC	

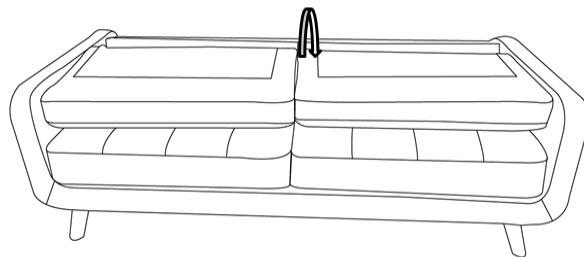
## 9591-1 Parts List / Liste de Pieces

 4 PC	 16 PC
 1 PC	 4 PC

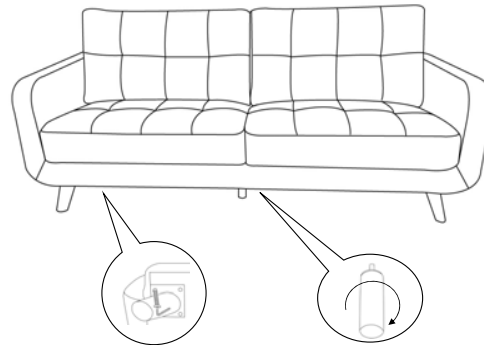


ATTACH SELF-ADHESIVE FELT PAD IF PLACED ON NON-CARPETED FLOORS.  
ATTACHER PATINS EN FEUTRE AUTOADHESIFS SI PLACÉ SUR PLANCHERS SANS TAPIS.

### Step 1 / Etape 1:



### Step 3 / Etape 3:



### Step 2 / Etape 2: