



Assembly Instruction

ITEM NO.:9402GRY-VT
 REVERSIBLE 2-SEATER WITH
 PULL OUT BED


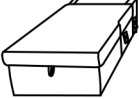







ITEM NO.:9402GRY-VC
 REVERSIBLE CHAISE WITH STORAGE



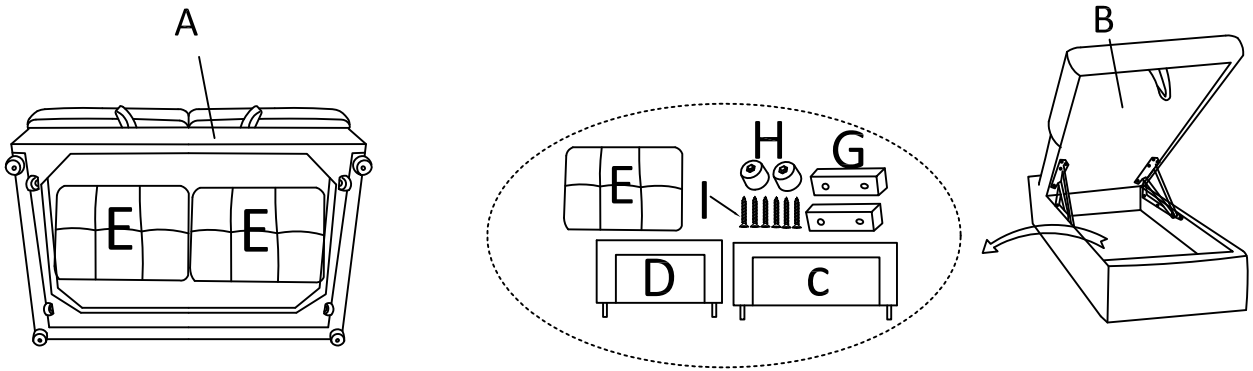
LEGS & PARTS ARE STORED IN THE 2-SEATER AND CHAISE, PLEASE TAKE OUT FOR ASSEMBLY.

Note: Do not use power tools for assembly. Power tools increase the risk of over tightening which lead to splitting or cracking the wood.

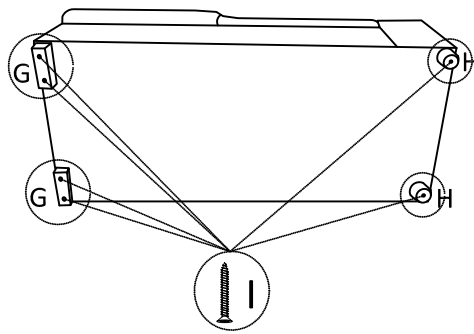
Component list (2-Seater & Chaise)

No	Drawing	Qty	Description
A		1	VT 2-SEATER SEAT
B		1	VC CHAISE SEAT
C		1	VT 2-SEATER BACK REST
D		1	VC CHAISE BACK REST
E		3	VT/VC BACK CUSHION
F		2	LSF/RSF ARM
G		2	VC Plastic leg 5-7/8"*2"*2"
H		2	VC plastic leg 2-1/8"*2"
I		6	Screw 1/5"*2"

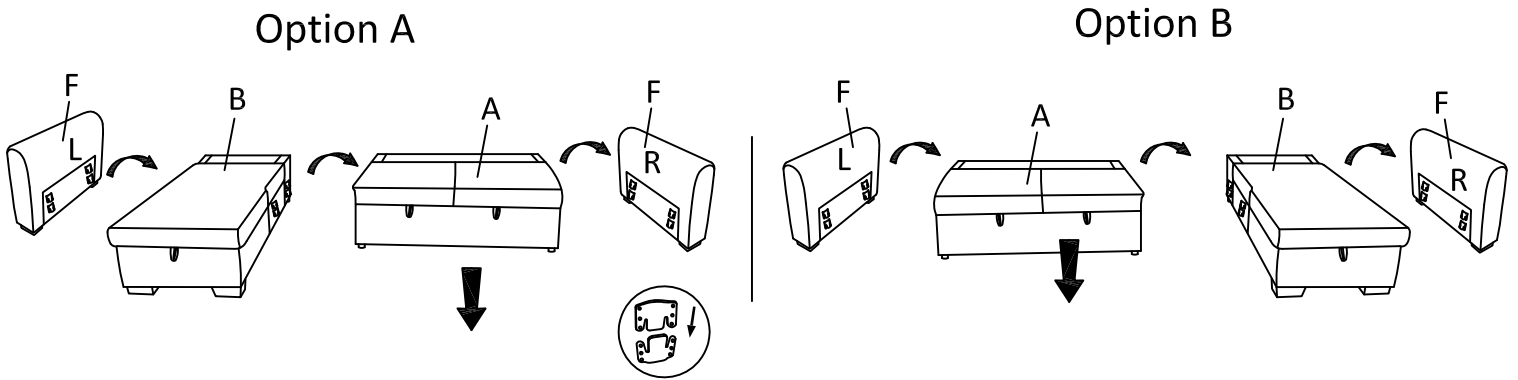
Step #1



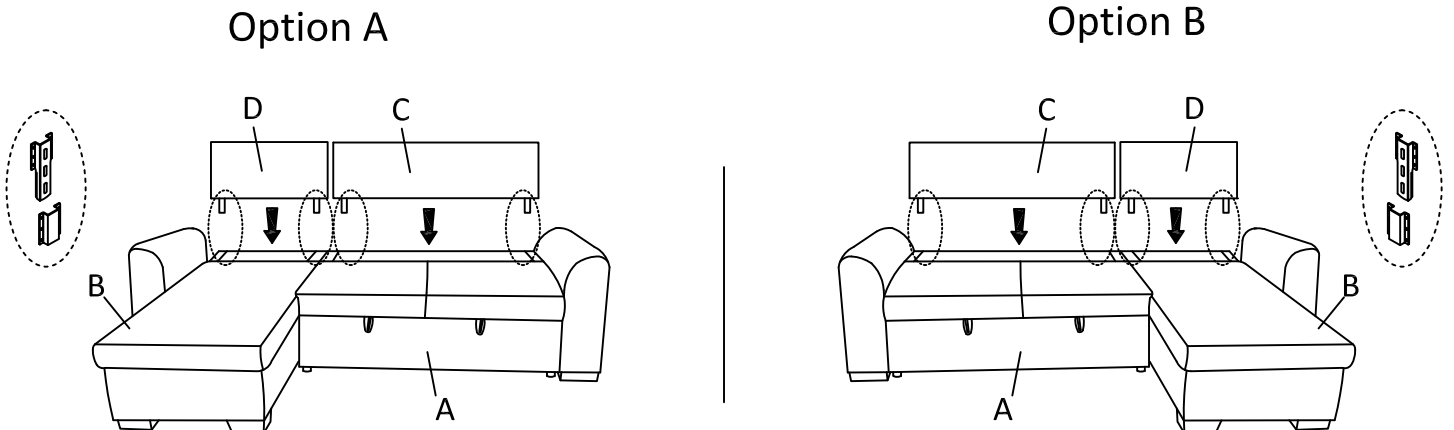
Step #2



Step #3

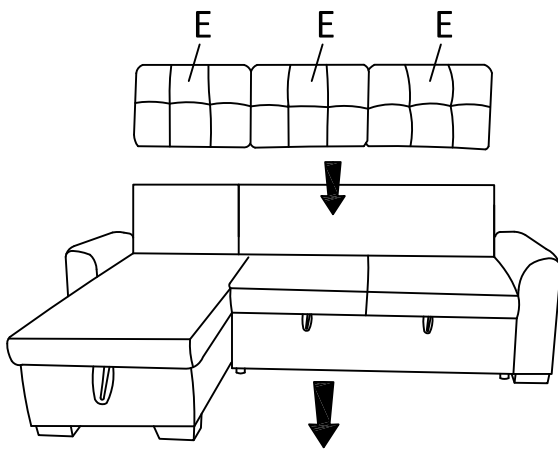


Step #4

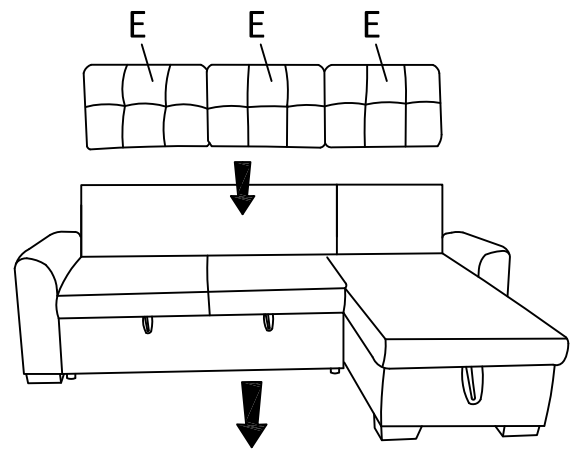


Step #5

Option A

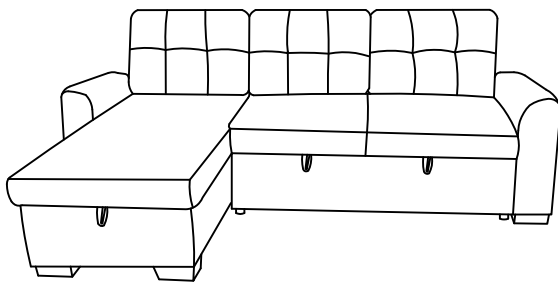


Option B

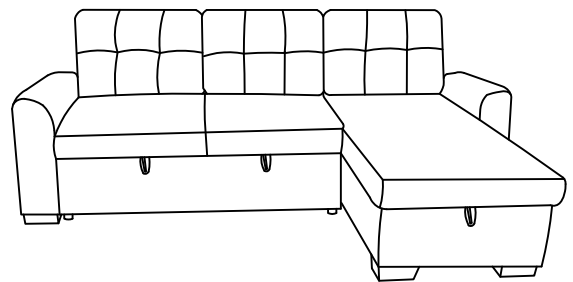


Step #6

Option A



Option B



Care Instruction for Fabric Furniture:

In order to maintain the original appearance of your Fabric Furniture, please follow below simple care procedures:

- Avoid exposing furniture directly to sunlight or heating and air conditioning outlets. Sunlight and or exposure to heating and air conditioning outlets will fade/damage Fabric.
- Vacuum or wipe with a soft cloth to remove dust.



For items use on wooden floor, hard surfaces or carpets, it is recommended to Install protective pads under all legs and supports to avoid/prevent from damages/scratches and discoloration.