



# Assembly Instruction

ITEM NO.:9401GRY-2L

(1/4)Left Side 2-Seater with pull-out Ottoman,1pillow



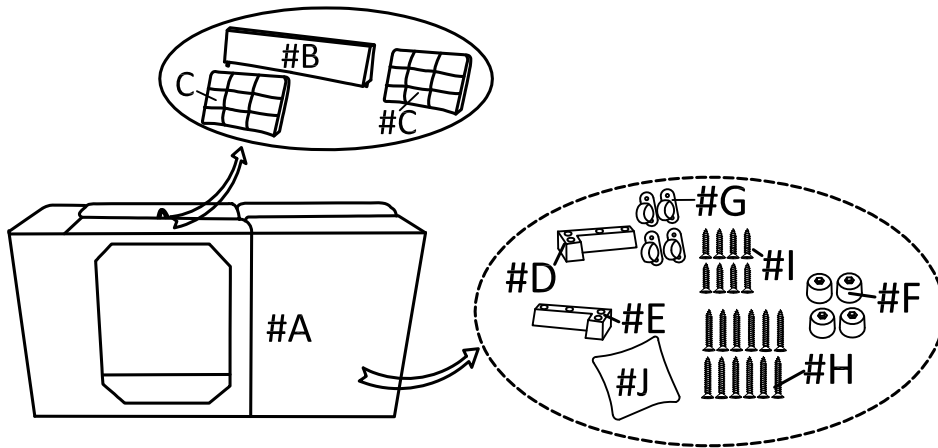
LEGS & PARTS ARE STORED IN THE 2-SEATER PLEASE TAKE OUT FOR ASSEMBLY.

Note: Do not use power tools for assembly. Power tools increase the risk of over tightening which lead to spliting or cracking the wood.

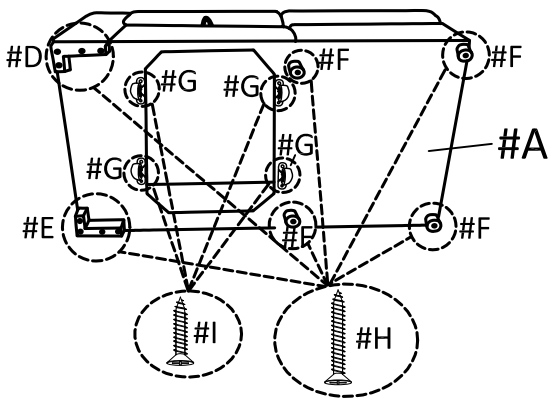
## Component list

No	Drawing	Qty	Description
A		1	2-SEATER SEAT
B		1	BACK REST
C		2	BACK CUSHION
D		1	RSF PLASTIC LEG 8"*4-3/8"*2"
E		1	LSF PLASTIC LEG 8"*4-3/8"*2"
F		4	PLASTIC LEG 2-1/8"*2"
G		4	WHEEL
H		12	SCREW 1/5"*2"
I		8	SCREW 1/5"*1"
J		1	PILLOW 20"*20"

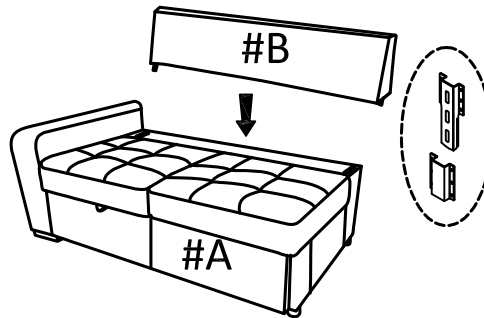
# Step #1




# Step #2




# Step #3



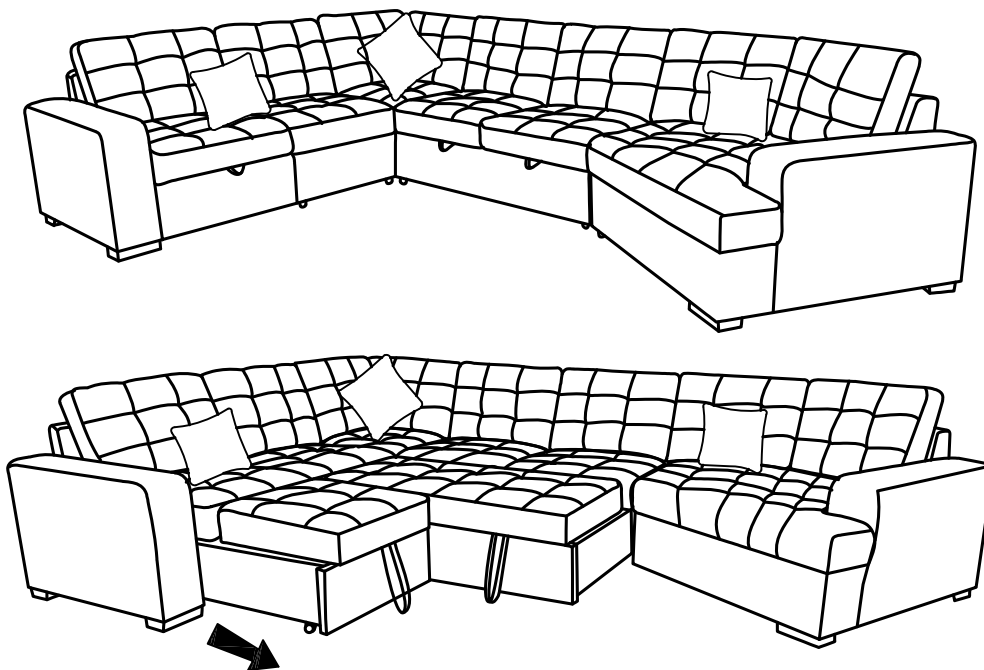
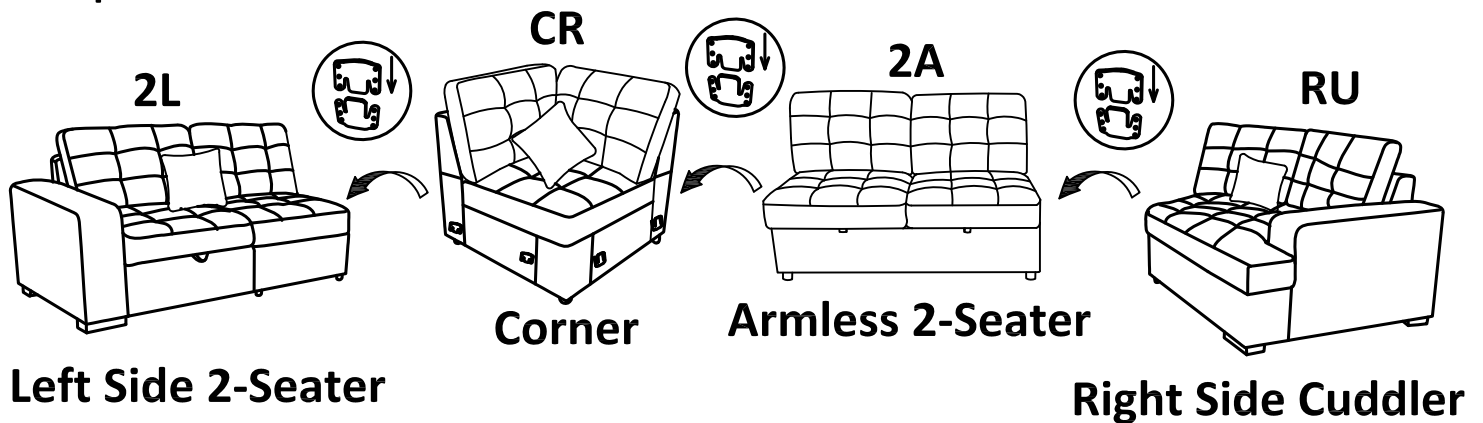
# Step #4



# Step #5



## Step #6



## Care Instruction for Fabric Furniture:

In order to maintain the original appearance of your Fabric Furniture, please follow below simple care procedures:

- Avoid exposing furniture directly to sunlight or heating and air conditioning outlets. Sunlight and or exposure to heating and air conditioning outlets will fade/damage Fabric.
- Vacuum or wipe with a soft cloth to remove dust.



For items use on wooden floor, hard surfaces or carpets, it is recommended to Install protective pads under all legs and supports to avoid/prevent from damages/scratches and discoloration.