

# ASSEMBLY INSTRUCTION



GROUP NO.: 5877 FULL / QUEEN / EK BED

ITEM NO.: 5877FBE-1 / 5877FBR-1 / 5877FGY-1 FULL HEADBOARD

5877FBE-3 / 5877FBR-3 / 5877FGY-3 FULL FOOTBOARD & SIDE RAILS, SLATS

5877BE-1 / 5877BR-1 / 5877GY-1 QUEEN HEADBOARD

5877BE-3 / 5877BR-3 / 5877GY-3 QUEEN FOOTBOARD & SIDE RAILS, SLATS

5877KBE-1 / 5877KBR-1 / 5877KGY-1 EK / CK HEADBOARD

5877KBE-3EK / 5877KBR-3EK / 5877KGY-3EK EK FOOTBOARD & SIDE RAILS, SLATS

Thank you for purchasing this product. Please take time to read and follow the instructions below. Check that you have all parts and hardware before assembly. Parts apparently missing are often found in the packing materials. If you do not have all the parts listed, have your dealer contact us and they be sent to you immediately.

**⚠** It is recommended to install protective pads under all legs and supports to avoid damage or scratches when placing furniture on a wood floor or other hard surface, and to limit indentation and prevent discoloration if placing on carpet.

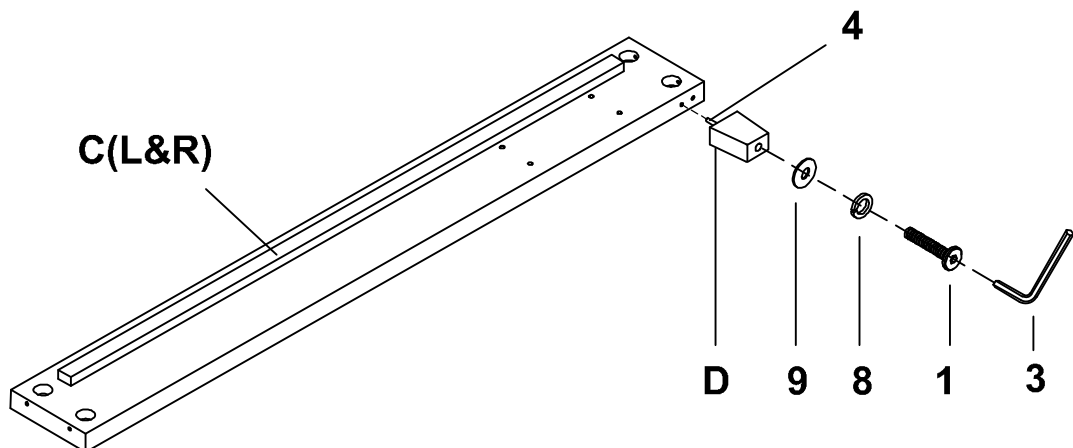
**⚠** Hardware may loosen over time. Periodically check to make sure all connections are tight. Re-tighten if necessary.

PARTS LIST			
NO.	DESCRIPTION	SKETCH	QTY
A	Headboard		1 PC
B	Footboard		1 PC
C	Side Rail - L & R		2 PCS
D	Bun Foot		2 PCS
E	Center Slat Support		1 PC
F	Slat Roll 13pcs/set		1 SET
G	Support Leg (267mmL)		5 PCS

HARDWARE LIST				
NO.	DESCRIPTION	SKETCH	SIZE	QTY
1	Allen Bolt		Ø1/4" x 55mm	2 PCS
2	Allen Bolt		Ø1/4" x 32mm	5 PCS
3	Allen Key		4 x 75mm	1 PC
4	Wood Dowel			2 PCS
5	Full - Thread Bolt		Ø5/16" x 80mm	8 PCS
6	Curve Washer			8 PCS
7	Hex Nut			8 PCS
8	Spring Washer		Ø1/4"	7 PCS
9	Flat Washer		Ø1/4" x 19mm	7 PCS
10	Screw		#4 x 30mm	26 PCS
11	Open Wrench			1 PC

\*ABOVE HARDWARE ARE PACKED IN 5877FBE-3 / 5877FBR-3 / 5877FGY-3 / 5877BE-3 / 5877BR-3 / 5877GY-3 / 5877KBE-3EK / 5877KBR-3EK / 5877KGY-3EK FOR ASSEMBLY

## STEP 1:





# ASSEMBLY INSTRUCTION

GROUP NO.: 5877 FULL / QUEEN / EK BED

ITEM NO.: 5877FBE-1 / 5877FBR-1 / 5877FGY-1 FULL HEADBOARD

5877FBE-3 / 5877FBR-3 / 5877FGY-3 FULL FOOTBOARD & SIDE RAILS, SLATS

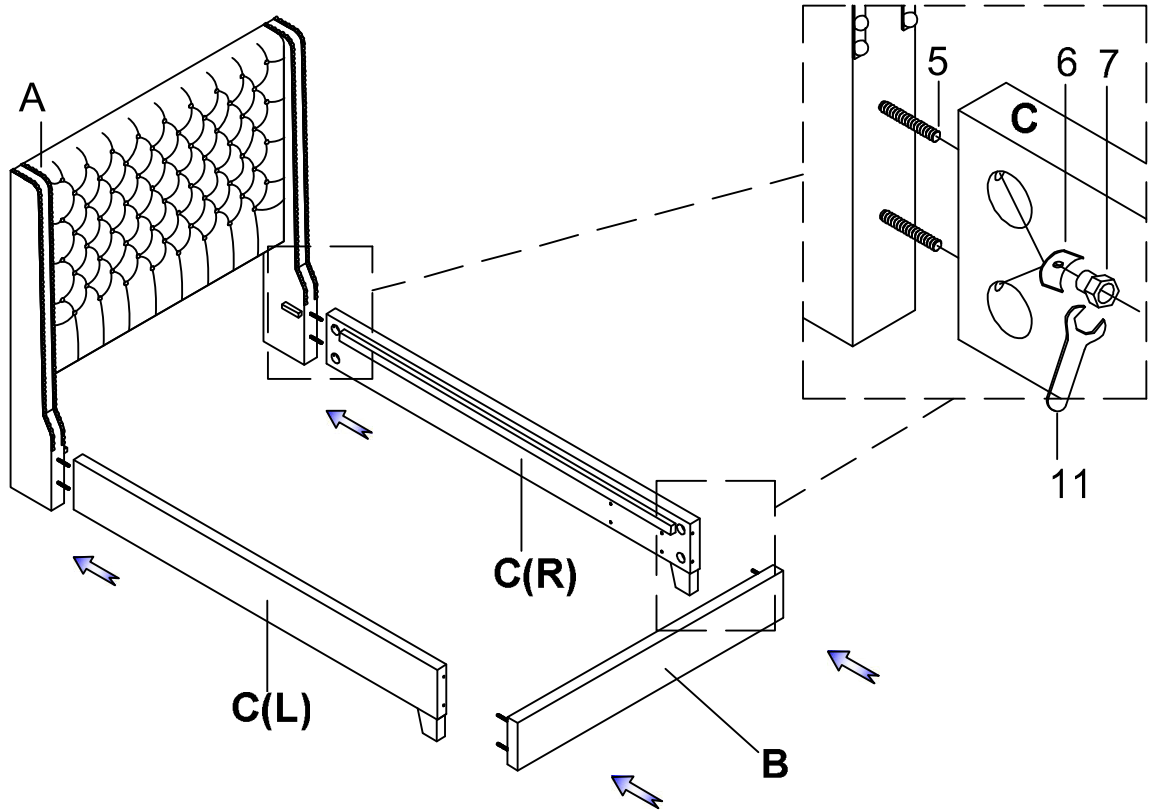
5877BE-1 / 5877BR-1 / 5877GY-1 QUEEN HEADBOARD

5877BE-3 / 5877BR-3 / 5877GY-3 QUEEN FOOTBOARD & SIDE RAILS, SLATS

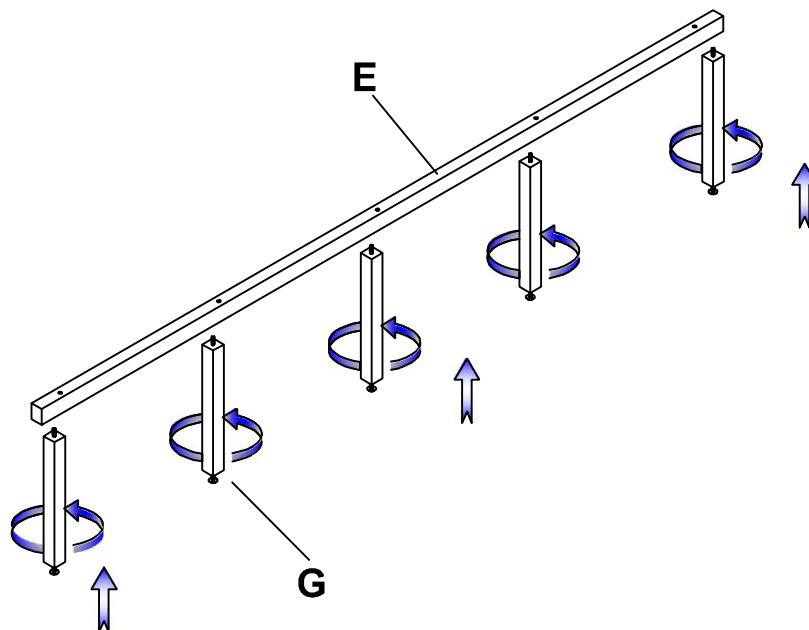
5877KBE-1 / 5877KBR-1 / 5877KGY-1 EK / CK HEADBOARD

5877KBE-3EK / 5877KBR-3EK / 5877KGY-3EK EK FOOTBOARD & SIDE RAILS, SLATS

## STEP 2:



## STEP 3:



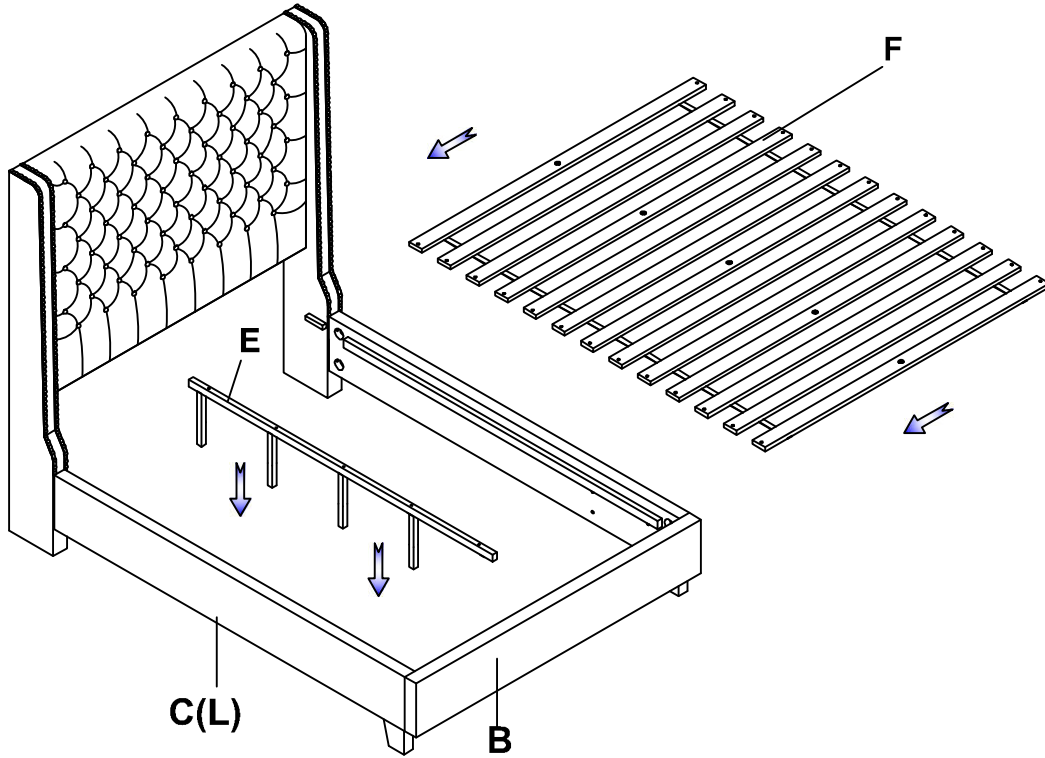


# ASSEMBLY INSTRUCTION

GROUP NO.: 5877 FULL / QUEEN / EK BED

ITEM NO.: 5877FBE-1 / 5877FBR-1 / 5877FGY-1 FULL HEADBOARD  
5877FBE-3 / 5877FBR-3 / 5877FGY-3 FULL FOOTBOARD & SIDE RAILS, SLATS  
5877BE-1 / 5877BR-1 / 5877GY-1 QUEEN HEADBOARD  
5877BE-3 / 5877BR-3 / 5877GY-3 QUEEN FOOTBOARD & SIDE RAILS, SLATS  
5877KBE-1 / 5877KBR-1 / 5877KGY-1 EK / CK HEADBOARD  
5877KBE-3EK / 5877KBR-3EK / 5877KGY-3EK EK FOOTBOARD & SIDE RAILS, SLATS

## STEP 4:



## STEP 5:

