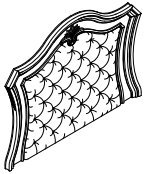
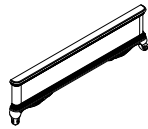


Item#1935PN-1/1935PN-2/1935PN-3: Queen Bed

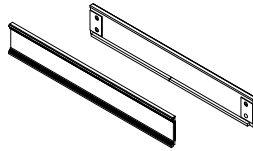
- (A) Headboard (B) Footboard (C) Side rail (D) Slats (E) Post - Leg



1pc



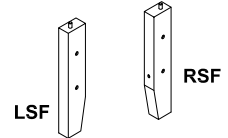
1pc



2pcs

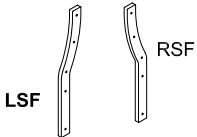


3pcs

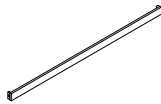


2pcs

- (F) Support (G) Cross bar (H) Support legs (I) Bolt $\Phi 5/16"$ x1-3/4" (J) Threaded Bolt ($\Phi 5/16"$ x3-1/2") (K) Flat washer ($\Phi 5/16"$ x $\Phi 19$ mm)



2pcs



1pc



3pcs



12pcs



8pcs



12pcs

- (L) Spring washer ($\Phi 5/16"$) (M) Half Round Washer ($\Phi 5/16"$) (N) Hex Nut ($\Phi 5/16"$) (O) Wrench (12mm) (P) Screw $\Phi 8$ x 1-1/4 (Q) Screwdriver (NOT INCLUDED)



12pcs



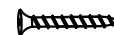
8pcs




8pcs



1pc

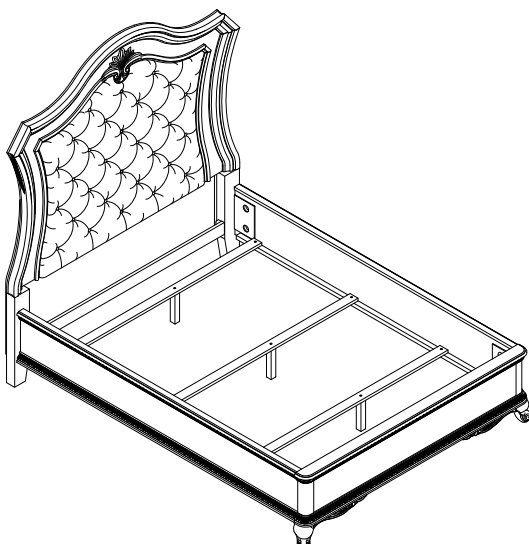


8pcs



1pc

Note: Hardware pack is in 1935: Queen Panel Bed



This page lists all the contents included in the box. Please take time to identify the hardware as well as the individual components to this product. As you unpack and prepare for assembly, place the contents on a carpeted or padded area to protect them from damage.

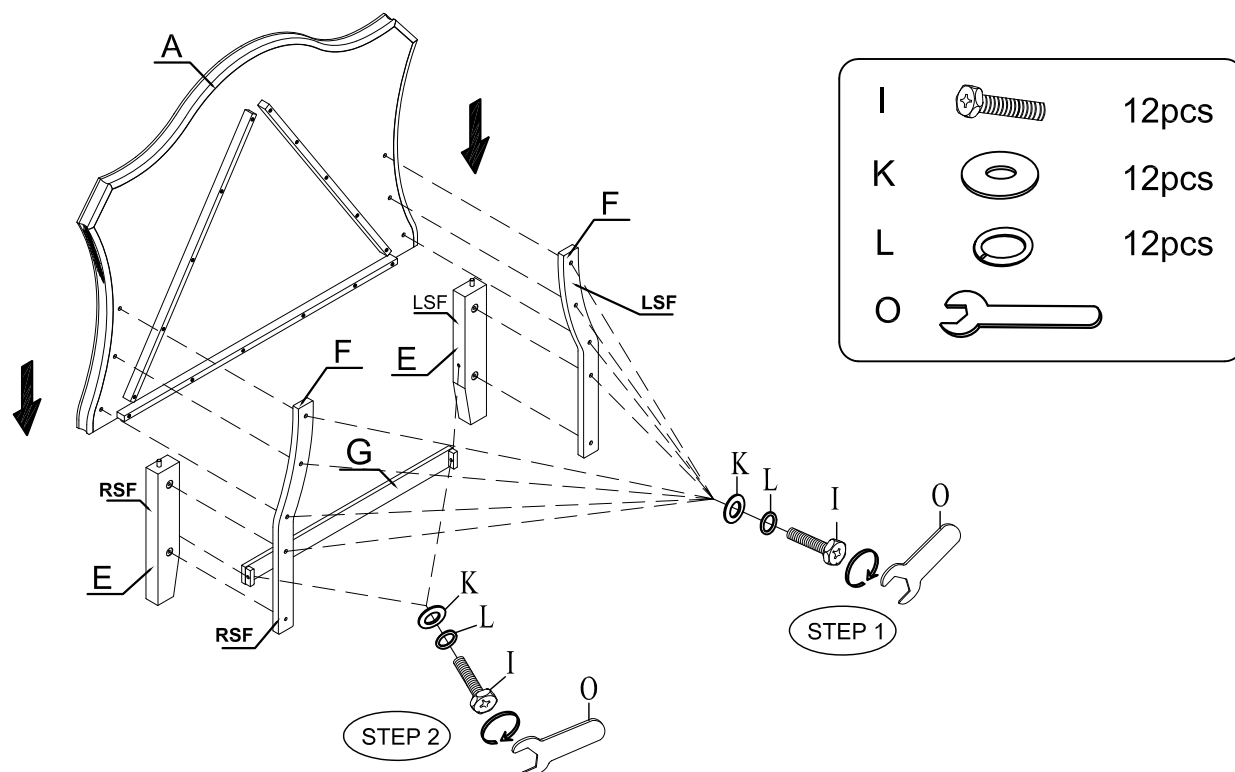


For items use on wooden floor, hard surfaces or carpets, it is recommended to install protective pads under all legs and supports to avoid/prevent from damages/scratches and discoloration.

Made in Vietnam

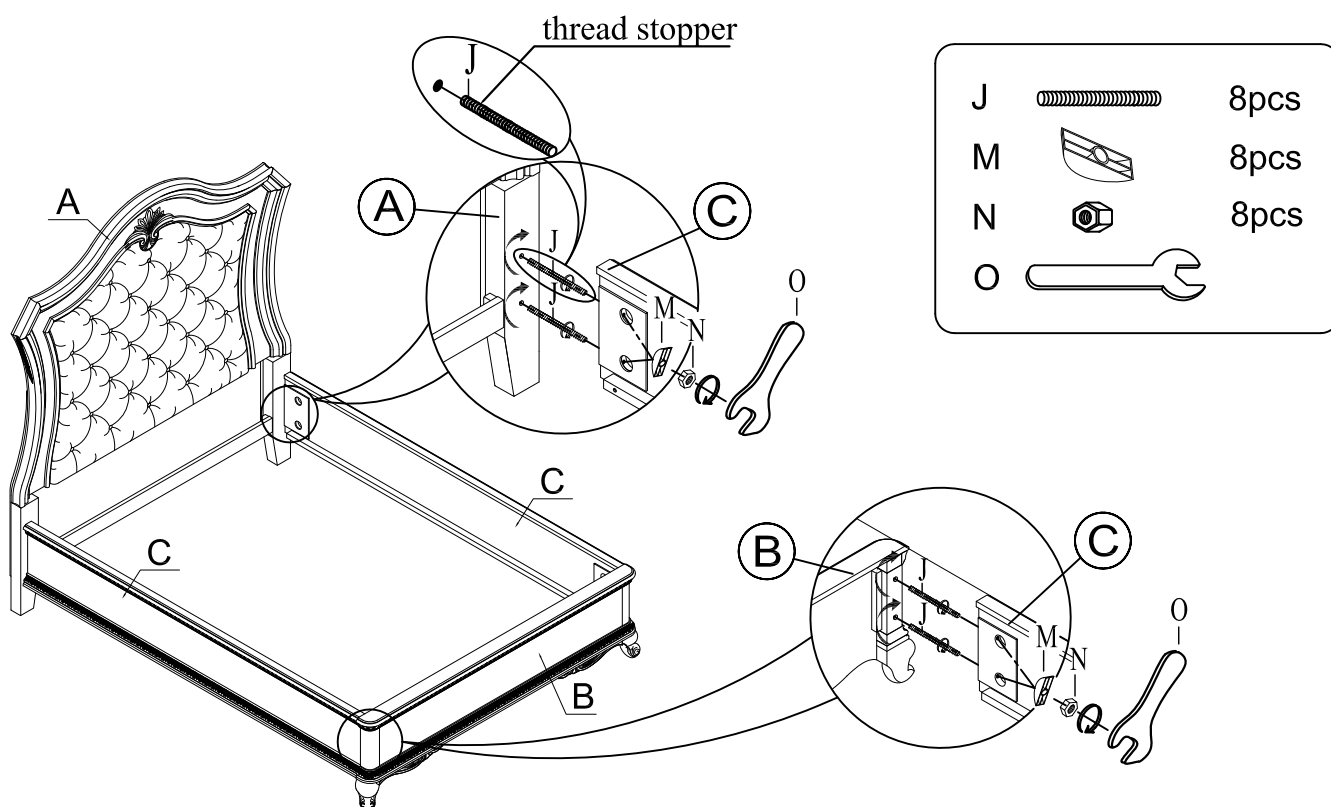
1

Attach the post leg (E), support (F) and cross bar (G) to the headboard (A) with 12 pcs bolt (I), 12 pcs flat washer (K), 12 pcs spring washer (L) tighten using wrench (O).



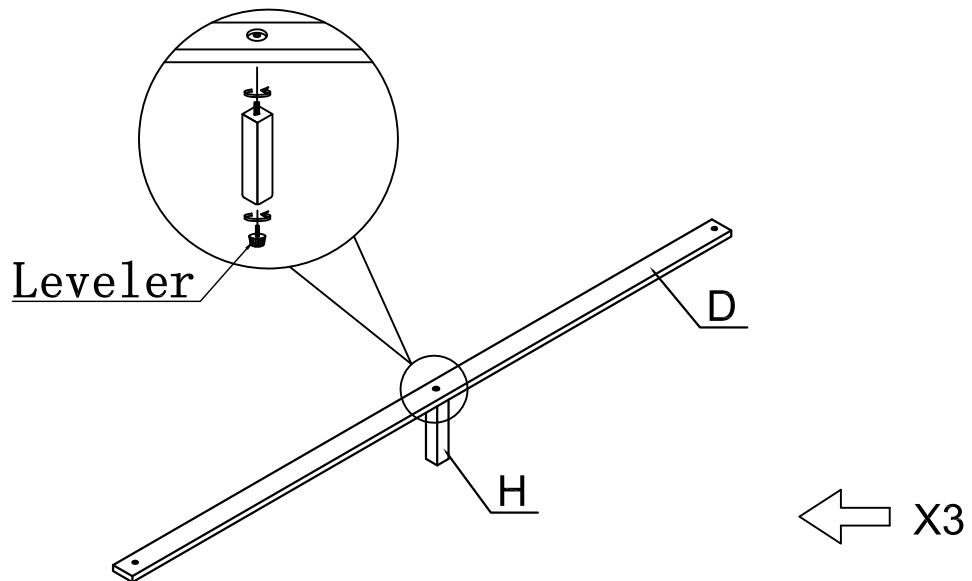
2

Attach the rails (C) to the headboard (A) and footboard (B) with 8 pcs threaded bolt (J), 8 pcs half round washer (M) and 8 pcs hex nut (N) tighten using wrench (O).

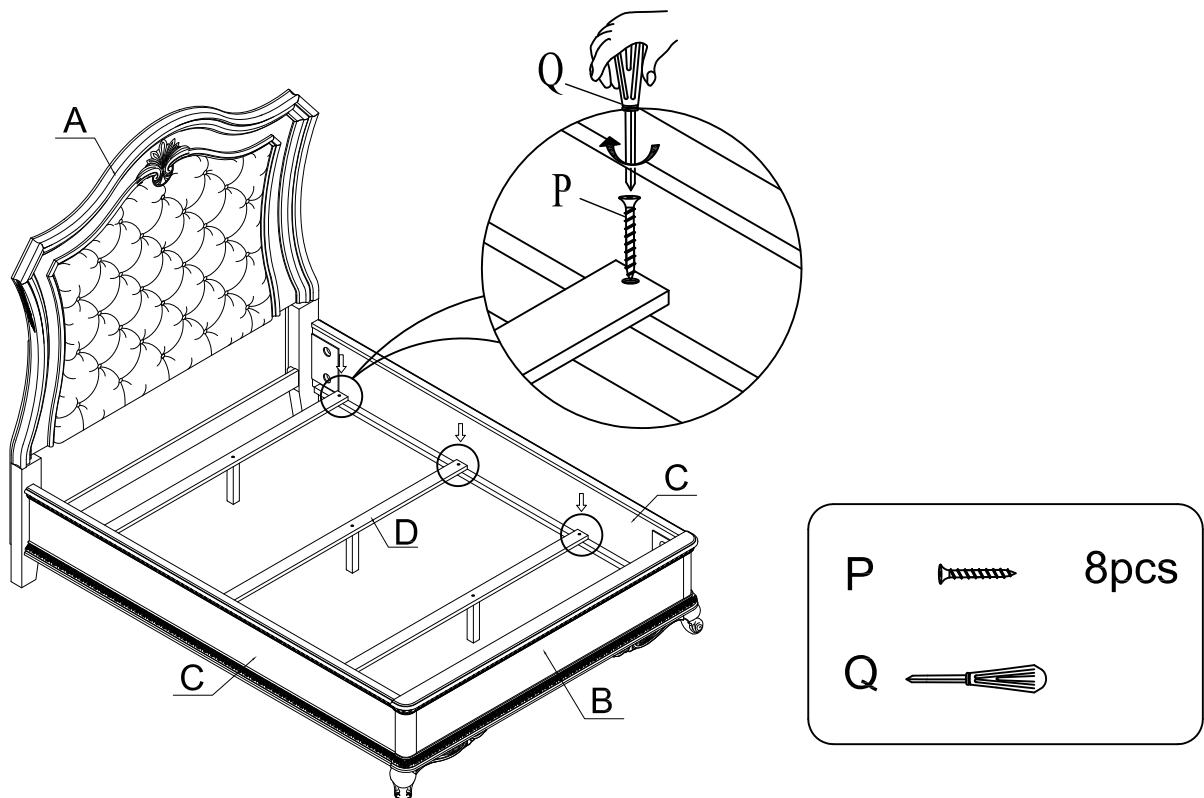


Made in Vietnam

-
- 3** Attach the wooden support legs (H) by inserting them into the holes in the slats (D). You may adjust the floor leveler on the bottom as needed.



-
- 4** Attach the slats (D) to the bed rails using the screw (P) provided as shown.



Cleaning & Care

Treat surface with care. Clean surfaces with a dry or damp soft cloth. Do not use abrasive cleaners. Hardware may loosen over time. Periodically check that all connections are tight.

Made in Vietnam