

ASSEMBLY INSTRUCTION

ITEM NO: 1869K-1 (1/3) CK HEADBOARD
 1869K-2 (2/3) CK FOOTBOARD
 1869K-3 (3/3) CK RAILS & SLATS

Thank you for purchasing this quality product. Be sure to check all packing material carefully for small parts that may have come loose inside the carton during shipment.





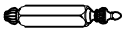



TOOLS REQUIRED (NOT PROVIDED)

PHILLIPS SCREWDRIVER








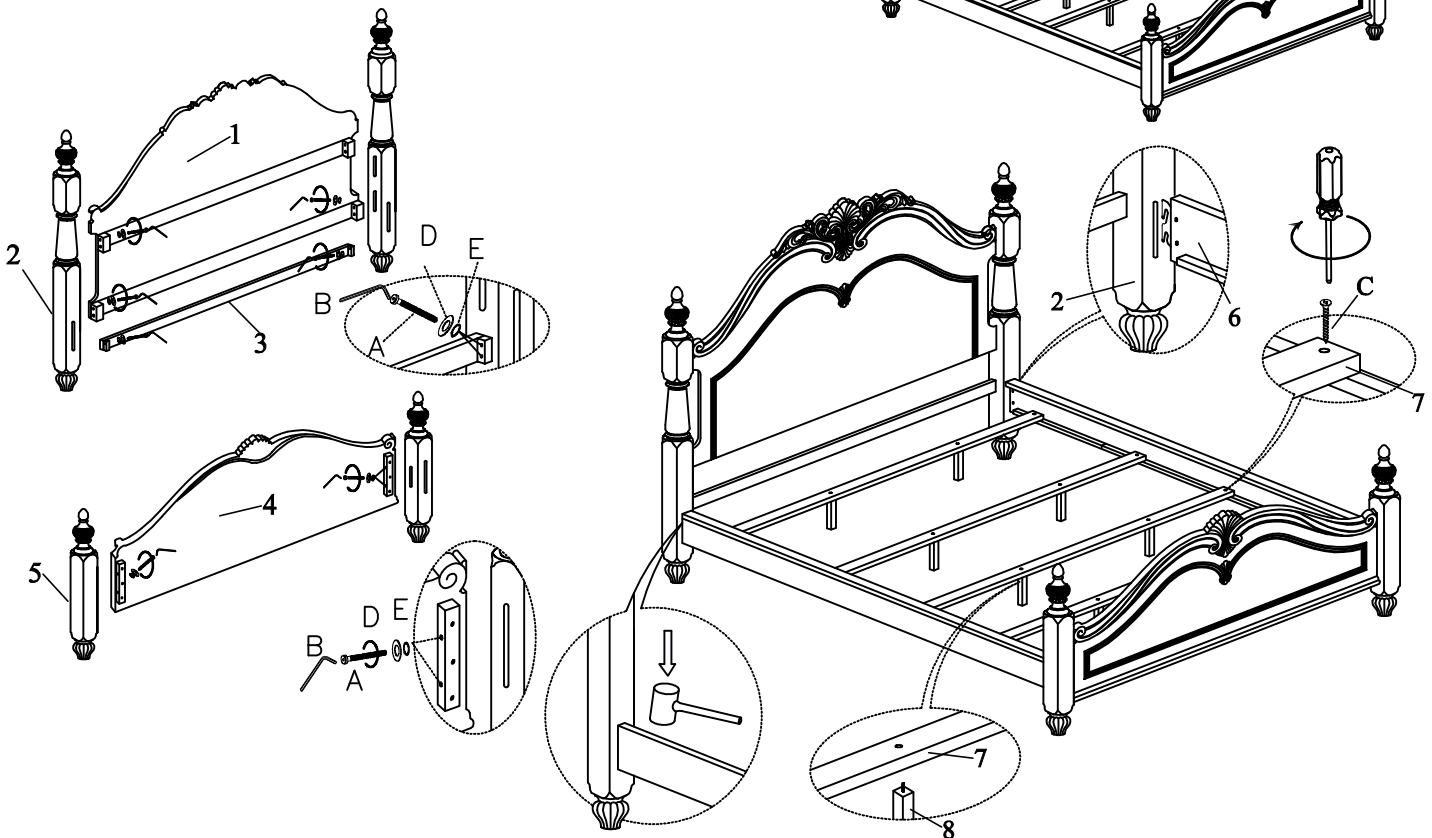
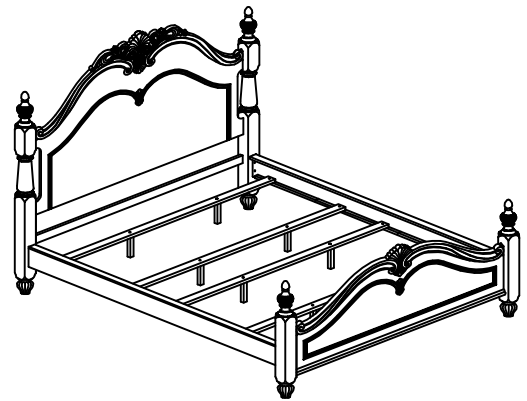
Hardware packed with headboard/rails.

PART LISTS

NO.	Description	Sketch	Q'ty
1	HEADBOARD		1PC
2	HEADBOARD POST (L&R)		2PCS
3	HEADBOARD BOTTOM RAIL		1PC
4	FOOTBOARD		1PC
5	FOOTBOARD POST (L&R)		2PCS
6	SIDE RAIL		2PCS
7	SLAT		4PCS
8	SUPPORT LEG		8PCS

HARDWARE LISTS

NO.	Description	Sketch	Size	Q'ty
A	BOLT		5/16"*45mm	14PCS
B	ALLEN KEY		4mm	1PC
C	WOOD SCREW		25mm	8PCS
D	SPRING WASHER		5/16"*12D*2	14PCS
E	FLAT WASHER		5/16"*22D	14PCS



For items use on wooden floor, hard surfaces or carpets, it is recommended to install protective pads under all legs and supports to avoid/prevent from damages/scartches and discoloration