



**ITEM : 1689P-1 Queen Headboard  
1689P-2 Queen Footboard & Slats  
1689-3 Queen/ Eastern King Side Rails**






Thank you for purchasing this quality product. Be sure to check all packing material carefully for small parts which may have come loose inside the carton during shipment. Identify and count all parts and compare with the Parts List below.

**!** For items use on wooden floor, hard surfaces or carpets, it is recommended to install protective pads under all legs and supports to avoid/ prevent from damages/ scratches and discoloration.





**!** Pour les articles Utilisés sur un plancher en bois, des surfaces dures ou tapis, il est recommandé d'installer des mordaches de protection sous tous les jambes et prend en charge pour éviter/empêcher de dommages/ rayures et la décoloration.

COMPONENT LIST		
<b>A</b>	<b>HEADBOARD</b>	<b>1PC</b>
<b>B</b>	<b>HEADBOARD RSF LEG</b>	<b>1PC</b>
<b>C</b>	<b>HEADBOARD LSF LEG</b>	<b>1PC</b>
<b>D</b>	<b>FOOTBOARD</b>	<b>1PC</b>
<b>E</b>	<b>FOOTBOARD LEG</b>	<b>2PC</b>
<b>F</b>	<b>FINIAL</b>	<b>4PCS</b>
<b>G</b>	<b>SIDE RAIL</b>	<b>2PCS</b>
<b>H</b>	<b>SLAT</b>	<b>4PCS</b>
<b>I</b>	<b>SLAT SUPPORT LEG</b>	<b>4PCS</b>

**HARDWARE LIST OF BED RAIL  
HARDWARE PACK IS IN-1689-3**

NO.	DRAWING	DESCRIPTION	QTY
5		Φ 5/16"*3-1/2" Hanger Bolt	8PCS
6		Φ 50 Arc Washer	8PCS
7		Φ 5/16"*L17 Nut	8PCS
8		Φ 5/16" Open Wrench	1PC
9		#8*1" Screw	8PCS

**HARDWARE LIST OF HEADBOARD  
HARDWARE PACK IS IN-1689P-1**

NO.	DRAWING	DESCRIPTION	QTY
1		Φ 5/16"*2-1/4" Bolt	6PCS
2		Φ 5/16" Lock Washer	6PCS
3		Φ 5/16"*19*2mm Flat Washer	6PCS
4		Φ 5/16" Allen Key	1PC



**ITEM : 1689P-1 Queen Headboard  
1689P-2 Queen Footboard & Slats  
1689-3 Queen/ Eastern King Side Rails**

Thank you for purchasing this quality product. Be sure to check all packing material carefully for small parts which may have come loose inside the carton during shipment. Identify and count all parts and compare with the Parts List below.

**!** For items use on wooden floor, hard surfaces or carpets, it is recommended to install protective pads under all legs and supports to avoid/ prevent from damages/ scratches and discoloration.

**!** Pour les articles Utilisés sur un plancher en bois, des surfaces dures ou tapis, il est recommandé d'installer des mordaches de protection sous tous les jambes et prend en charge pour éviter/empêcher de dommages/rayures et la décoloration.

