







# Assembly Instruction

ITEM#: 1603-4 NIGHT STAND W/VENEER TOP

## PART LIST

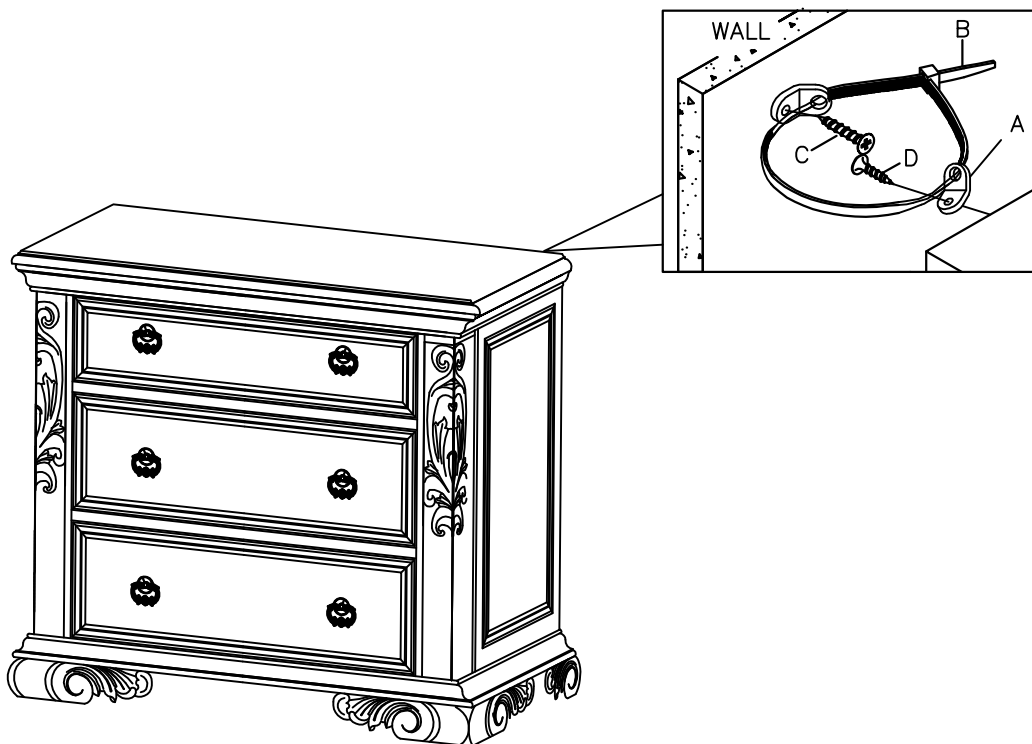
1	NIGHT STAND	1PC
---	-------------	-----

## ANTI-TIPPING HARDWARE PACK IN-4

A		BRACKET	2PCS
B		TIE WRAP	1PC
C		SCREW #8x2"L	1PC
D		SCREW #8x5/8"L	1PC

### STEP 1

-REMOVE ANTI-TIPPING PACK FROM BACK PANEL.ASEMBLE IT TO AVOID TIPPING



**For items use on wooden floor , hard surfaces or carpets it is recommended to install protective pads under all legs and supports to avoid/prevent from damages/scratches and discoloration**

MADE IN VIETNAM