







Assembly Instruction

ITEM#: 1575 - 9 CHEST

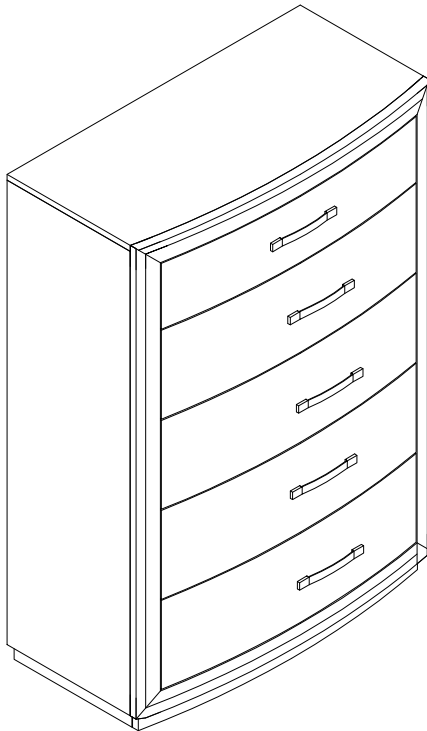
PART LIST

1	CHEST	1 PC
---	-------	------

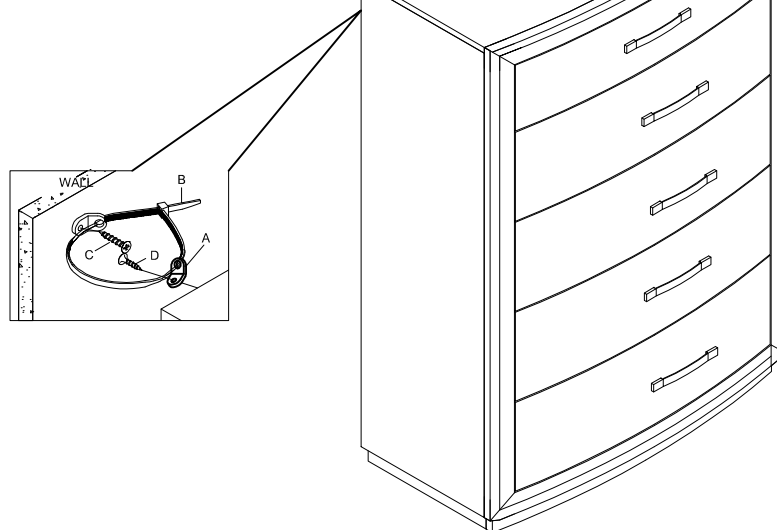
ANTI-TIPPING HARDWARE PACK

A		BRACKET	2 PCS
B		TIE WRAP	1 PC
C		LONG SCREW #8x2"L	1 PC
D		SHORT SCREW #8x5/8"L	1 PC

STEP 1



STEP 2



Assembly completed



**For items use on wooden floor hard surfaces or carpets
It is recommended to install protective pads under all legs and supports
to avoid/prevent from damages/scratches and discoloration**

MADE IN VIETNAM