


**PARTS LIST/ LISTE DES PIÈCES/ LISTA DE PIEZAS**  
**ITEM / NO D'ARTICLE / ARTICULO NO.: 1497-6**  
**DESCRIPTION / DESCRIPCION : MIRROR / MIROIR /ESPEJO**


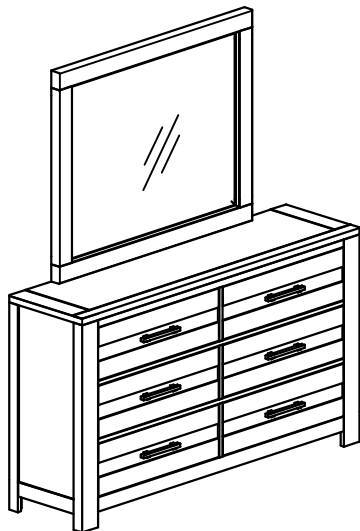
**WARNING**



**Children have died from furniture tipover. To reduce the risk of furniture tipover .**


- ALWAYS install tipover restraint provided
- NEVER put a TV on this product .
- NEVER allow children to stand, climb or hang on drawers, doors, or shelves .
- NEVER open more than one drawer at a time.
- Place heaviest items in the lowest drawers.

*This is a permanent label.  
Do not remove!*



**A**

x1 Dresser  
x1 Commode  
x1 Tocador



**B**

x1 Mirror  
x1 Miroir  
x1 Espejo



**C**

x2 Mirror Support \*  
x2 Supporte de miroir  
x2 Soporte del espejo



**1**

x8 Allen bolt Ø1/4\*\*38mm \*  
x8 Vis à tête creuse hexagonale Ø1/4\*\*38mm  
x8 Perno Allen Ø1/4\*\*38mm



**2**

x8 Lock washer Ø1/4\*\*11mm \*  
x8 Rondelle de blocage Ø1/4\*\*11mm  
x8 Arandela de seguridad Ø1/4\*\*11mm



**3**

x8 Flat washer Ø1/4\*\*19mm \*  
x8 Rondelle plate Ø1/4\*\*19mm  
x8 Arandela plana Ø1/4\*\*19mm




**4**

x1 Allen key 4mm \*  
x1 Clé hexagonale 4mm  
x1 Llave Allen 4mm

**ASSEMBLY INSTRUCTION / NOTICE DE MONTAGE/ INSTRUCCIONES DE MONTAJE**  
**ITEM / NO D'ARTICLE / ARTICULO NO.: 1497-6**  
**DESCRIPTION / DESCRIPCION : MIRROR / MIROIR / ESPEJO**

**WARNING**



Children have died from furniture tipover. To reduce the risk of furniture tipover .

- ALWAYS install tipover restraint provided
- NEVER put a TV on this product .
- NEVER allow children to stand, climb or hang on drawers, doors, or shelves .
- NEVER open more than one drawer at a time.
- Place heaviest items in the lowest drawers.

*This is a permanent label.  
Do not remove!*

Step 1

