


ASSEMBLY INSTRUCTION


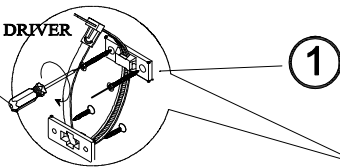
ITEM NO: 1458 - 4 NIGHT STAND

Thank you for purchasing this quality product. Be sure to check all packing material carefully for small parts that may have come loose inside the carton during shipment.

HARDWARE LISTS				
NO.	Description	Sketch	Size	Q'ty
1	TIPPING RESTRAINT			1SET

Step 1

PHILLIPS SCREW DRIVER
(not provided)



Assembly completed



It is recommended to install protective pads under all legs and supports to avoid damage or scratches when placing finiture on a wood floor or other hard surface, and to limit indentation and prevent discoloration if placing on carpet.

Hardware may loosen over time . Periodically check to make sure all connections are tight. Re-tighten if necessary

MADE IN VIETNAM